

FREESTANDING GAS STOVES

At a Glance

STANDARD FEATURES

	EG28	EG40
Nova gas valve with 50% turn down	*	*
Thermostat or remote compatible	*	*
200 CFM variable speed fan	-	*
120 CFM variable speed fan	*	-
Control panel light	*	*
EmberGlo® burner system	*	*
8" computer-style power cord	*	*
Ceramic log set	*	*
Heavy duty heat exchanger	*	*
Bay door	*	*

SPECIFICATIONS

BTU (kW)/H Input Max.	NG	26,500 (7.77)	40,000 (11.72)
	LP	26,500 (7.77)	40,000 (11.72)
BTU (kW)/H Input Min.	NG	13,500 (3.9)	20,000 (5.9)
	LP	13,500 (3.9)	20,000 (5.9)
Area Heated FT ² (M ²)*		1400 FT ² (130 M ²)	2000 FT ² (186 M ²)
Efficiency (BV) Natural vent*		82%	80%
	(DV) Direct vent*	83%	81.5%

DIMENSIONS

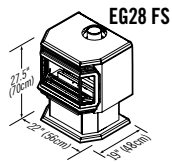
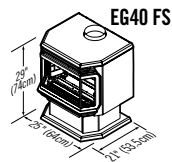
Height	27.5" (70 cm)	29" (74 cm)
Width	22" (56 cm)	25" (64 cm)
Depth	19" (48 cm)	21" (54 cm)

OPTIONS

24kt Gold Door	*	*
24kt Gold Bars	*	*
Natural Vent Body	*	*
Direct Vent Body	*	*
Fuel Conversion Kit	*	*

DISTANCE TO COMBUSTIBLES

Side wall to stove	10" (25 cm)	12" (30 cm)
Rear wall to stove	4" (10 cm)	4" (10 cm)
Combustible to stove top	24" (61 cm)	36" (91 cm)
Floor to stove	0" (0 cm)	0" (0 cm)
Corner clearance	2" (5 cm)	2" (5 cm)
Alcove Depth	48" (122 cm)	48" (122 cm)



— AUTHORIZED DEALER —



Gas Stoves

Due to on-going product development, product appearances and specifications are subject to change without notice. *Efficiency and area heated will vary according to gas type and venting. Approved for sale in Canada and the United States. Printed in Canada, September, 2004

FREESTANDING GAS STOVES

Fall for a New Flame



Gas Stoves

FREESTANDING GAS STOVES

The EG40



EG40 FS - With optional 24kt gold plated door and bars

FREESTANDING GAS STOVES

The EG28



EG28 FS - With optional 24kt gold plated bay door and bars

Elegantly Powerful

Behind the elegant exterior of the EG40 hides one of the largest and most powerful heat exchangers available. Power that you can easily control, with our specially adapted valve that boasts a 50% heat control ability. Switches and control knobs are positioned for easy use and all units are thermostat or remote control compatible.

The real heart of any stove is the fire. To create one that is beautiful and romantic looking, we have used a combination of a front pan burner and rear tube burner. This produces a large ember bed that glows and dances with flickering flames.



Illuminated control panel on the EG28 & EG40

The EG40 is loaded with many standard features including a light that automatically turns on when you open the control panel, while optional features include painted or 24KT gold doors and bars.


Weighing in at 260 pounds, the EG40 is a heating heavyweight. It's designed to heat large spaces and the powerful 200 CFM fan helps efficiently distribute its 40,000 BTUs of gas input throughout your home. With its soft, gentle curves and bay door design that can enhance the decor of your home, the EG40 is a piece of furniture that will last a lifetime.

Heat Exchanger

With a unique flow through design and large surface area that converts cold room air to heated air, Enviro heavy duty heat exchangers are engineered to be the most efficient available

Red Arrows

Indicate exiting warm air that heats your room



Blue Arrows

Indicate the intake of cold air

Beautifully Efficient

The EG28 has a balance of scale and a refinement of style that sets it apart from other gas heating appliances. Solidly built and conveniently designed to occupy a small footprint, it can fit any room size and with a specially adapted valve that allows a 50% heat turn down, your EG28 can stay on longer at a lower setting – resulting in very efficient heating.

To create a beautiful fire, we've combined our unique EmberGlo® aluminized steel pan burner with a log set that is so realistic looking you'll think it is actually wood. You'll also love the glowing ember bed and gently dancing flame pattern that captures your attention at any heat setting.

The EG28 provides 26,500 BTU's and the combination of one of our best heat exchangers and a 120 CFM variable speed fan efficiently removes the heat from the fire and distributes it into your home.

In addition, the EG28 comes complete with many standard and optional features that make it easy to use and efficient to operate.

Contrary to its small size, the EG28 still weighs in at a durable 206 pounds as it's manufactured from only the best quality heavy gauge steel. To satisfy differing tastes and decors, 24kt options are available that allow you to create the most distinctive looking stove for your special setting.



Accentuate the soft and gentle curves on the EG28 and EG40 with the rich 24kt gold finish